

# KAPALUA *Resort Retail*

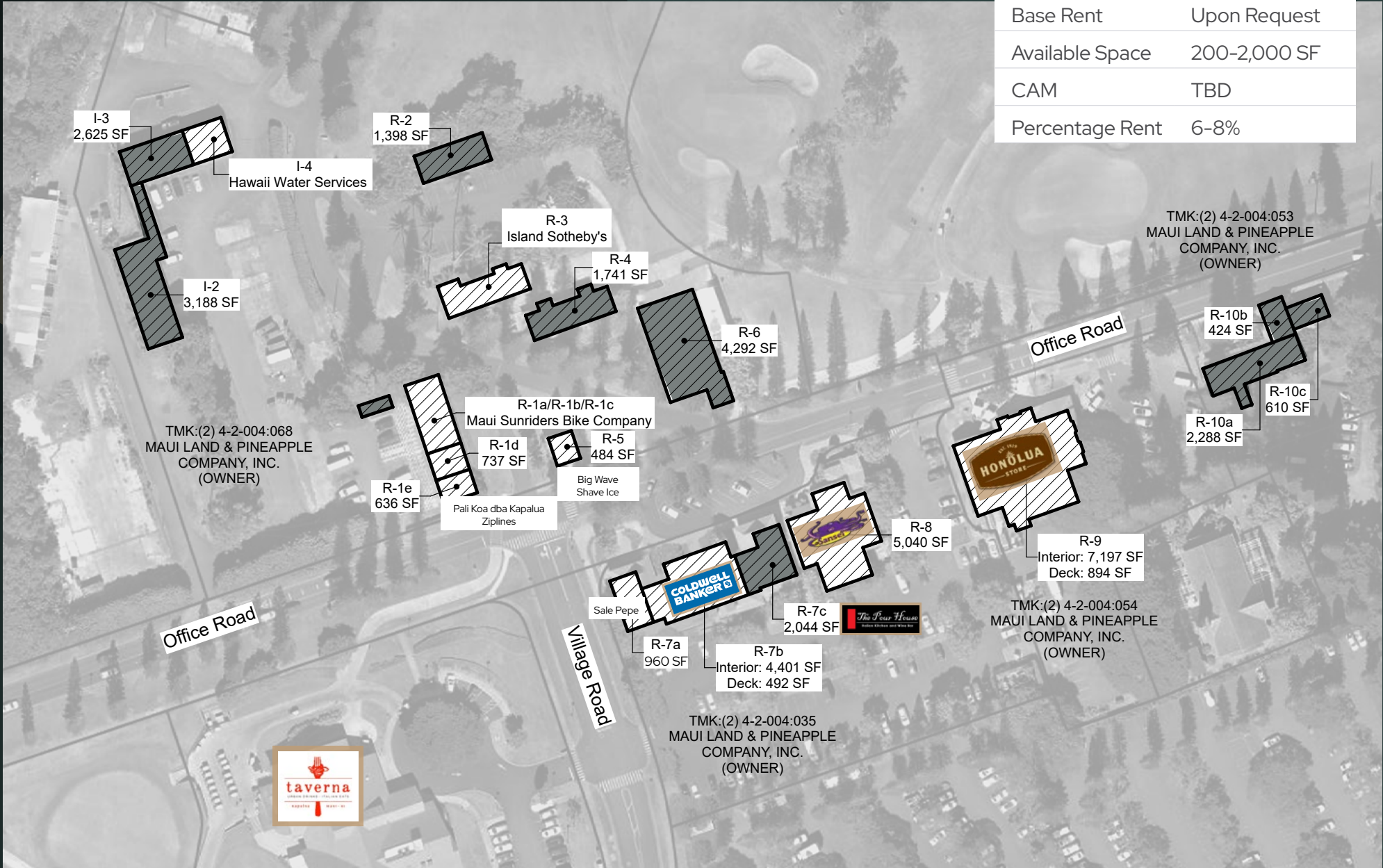
*for lease*



# KAPALUA

## Site Plan

| Property Details |              |
|------------------|--------------|
| Term             | 3 - 10 Years |
| Base Rent        | Upon Request |
| Available Space  | 200-2,000 SF |
| CAM              | TBD          |
| Percentage Rent  | 6-8%         |



TMK:(2) 4-2-004:068  
MAUI LAND & PINEAPPLE  
COMPANY, INC.  
(OWNER)

TMK:(2) 4-2-004:053  
MAUI LAND & PINEAPPLE  
COMPANY, INC.  
(OWNER)

TMK:(2) 4-2-004:054  
MAUI LAND & PINEAPPLE  
COMPANY, INC.  
(OWNER)

TMK:(2) 4-2-004:035  
MAUI LAND & PINEAPPLE  
COMPANY, INC.  
(OWNER)





# WEST MAUI

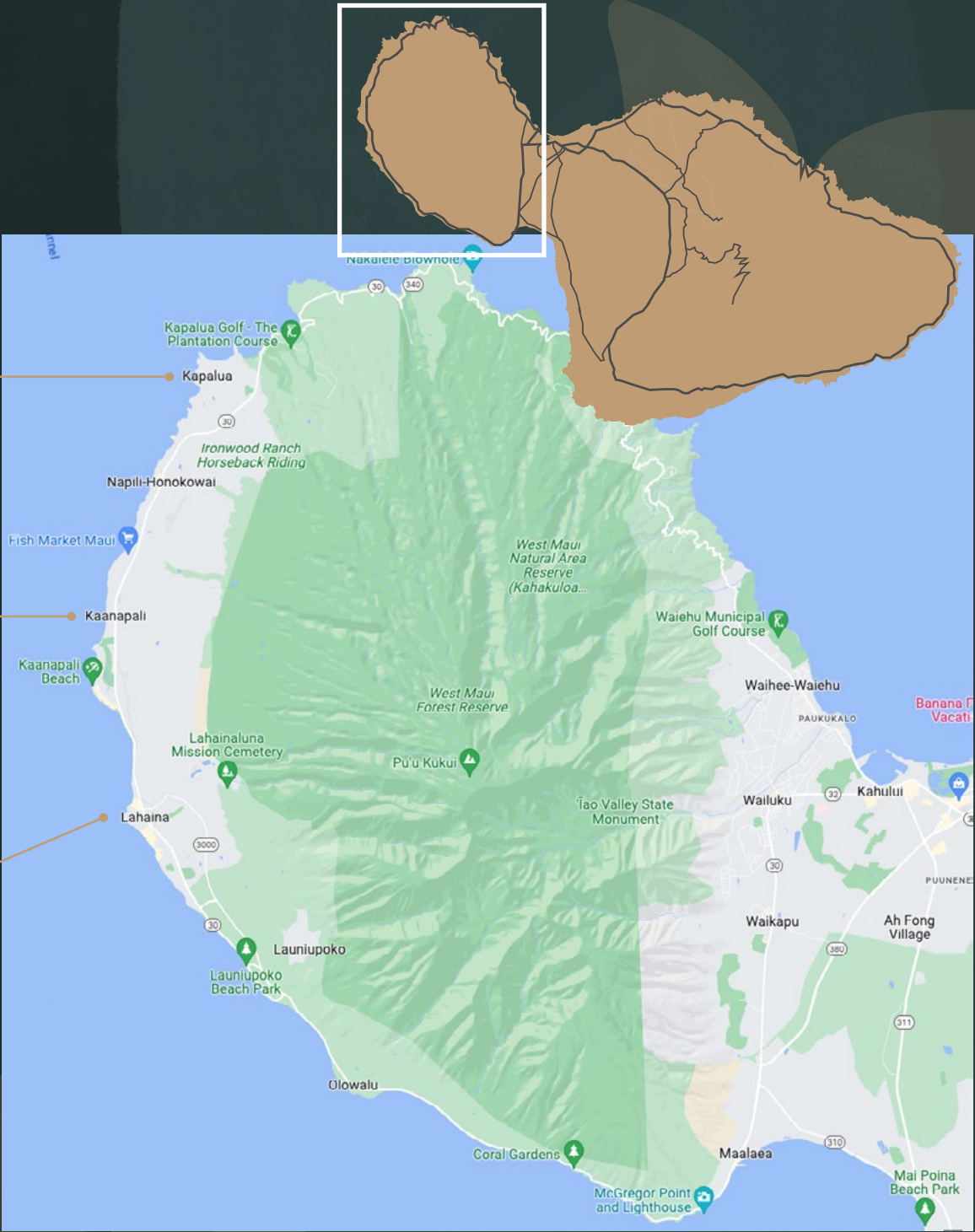
## Demographics

| Kapalua       |           |
|---------------|-----------|
| Population    | 2,522     |
| Households    | 898       |
| Housing Units | 1,982     |
| Avg HH Income | \$145,596 |
| Median Age    | 43.7      |

| Kaanapali     |           |
|---------------|-----------|
| Population    | 1,146     |
| Households    | 484       |
| Housing Units | 1,777     |
| Avg HH Income | \$140,096 |
| Median Age    | 47.8      |

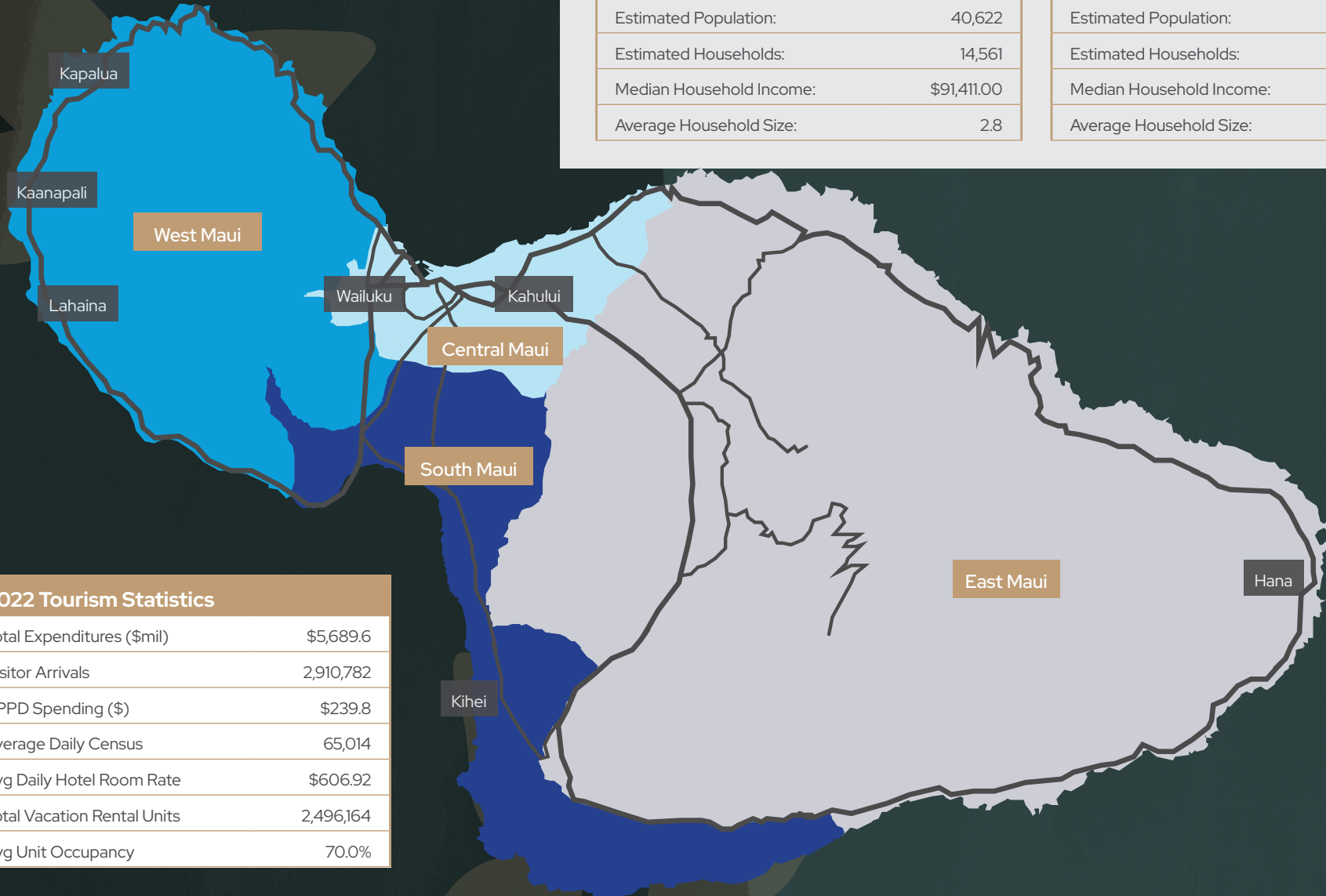
| Lahaina       |           |
|---------------|-----------|
| Population    | 9,186     |
| Households    | 2,801     |
| Housing Units | 3,227*    |
| Avg HH Income | \$102,337 |
| Median Age    | 39.2      |

\*Housing units based on YE 2022



# MAUI

## Demographics



| West Maui                |             |
|--------------------------|-------------|
| Estimated Population:    | 33,877      |
| Estimated Households:    | 11,166      |
| Median Household Income: | \$95,463.00 |
| Average Household Size:  | 3.0         |

| Central Maui             |             |
|--------------------------|-------------|
| Estimated Population:    | 51,435      |
| Estimated Households:    | 15,182      |
| Median Household Income: | \$83,261.00 |
| Average Household Size:  | 3.3         |

| East Maui                |             |
|--------------------------|-------------|
| Estimated Population:    | 40,622      |
| Estimated Households:    | 14,561      |
| Median Household Income: | \$91,411.00 |
| Average Household Size:  | 2.8         |

| South Maui               |             |
|--------------------------|-------------|
| Estimated Population:    | 28,265      |
| Estimated Households:    | 11,134      |
| Median Household Income: | \$89,573.00 |
| Average Household Size:  | 2.5         |

| 2022 Tourism Statistics     |           |
|-----------------------------|-----------|
| Total Expenditures (\$mil)  | \$5,689.6 |
| Visitor Arrivals            | 2,910,782 |
| PPPD Spending (\$)          | \$239.8   |
| Average Daily Census        | 65,014    |
| Avg Daily Hotel Room Rate   | \$606.92  |
| Total Vacation Rental Units | 2,496,164 |
| Avg Unit Occupancy          | 70.0%     |



**MAUI LAND**  
& PINEAPPLE COMPANY INC.

*Industrial, Resort and Retail Portfolio*



**Haliimaile General Store**



**Kapalua Retail**



**700 Village Rd**



**'Alaeloa Business Center**



**Haliimaile Town**



**Honolua Store**

*Contact*

**Emalia Pietsch (S)**

Lic# RS-70893  
808 523 9710  
emalia.pietsch@colliers.com

**Alika Cosner (S), SIOR**

Lic# RS-69441  
808 292 4599  
alika.cosner@colliers.com

**Charles J. Buckingham (S)**

Lic# RS-57944  
808 870 1178  
charles.buckingham@colliers.com



220 S. King Street, Suite 1800  
Honolulu, Hawaii 96813  
808 524 2666  
colliers.com