

FOR LEASE > RETAIL

CANTON AUTO SERVICE CENTER

42601 – 42637 JOY ROAD | CANTON, MICHIGAN



GREAT LOCATION

> PROPERTY HIGHLIGHTS

- (4) Spaces Ranging in Square Footage From 1,501 to 6,000 Available
- Auto Service Center With Synergy From Other Business In The Complex
- Currently Features an Oil Change Business, Car Wash & Detail Shop
- Perfect For a Mechanic to Lease & Have Multiple Service Bays

> DEMOGRAPHICS

	1 MILE	3 MILE	5 MILE
POPULATION	8,352	80,304	200,311
AVG. INCOME	\$87,888	\$89,969	\$97,624
HOUSEHOLDS	3,567	34,144	83,176

COLLIERS INTERNATIONAL
 2 Corporate Drive | Suite 300
 Southfield, Michigan 48076

For More Information Call:

BEN ROSENZWEIG

PHONE 248 540 1000 EXT 1866
 EMAIL ben.rosenzweig@colliers.com



BEN HUBERT

PHONE 248 540 1000 EXT 1864
 EMAIL ben.hubert@colliers.com



colliers.com/detroit



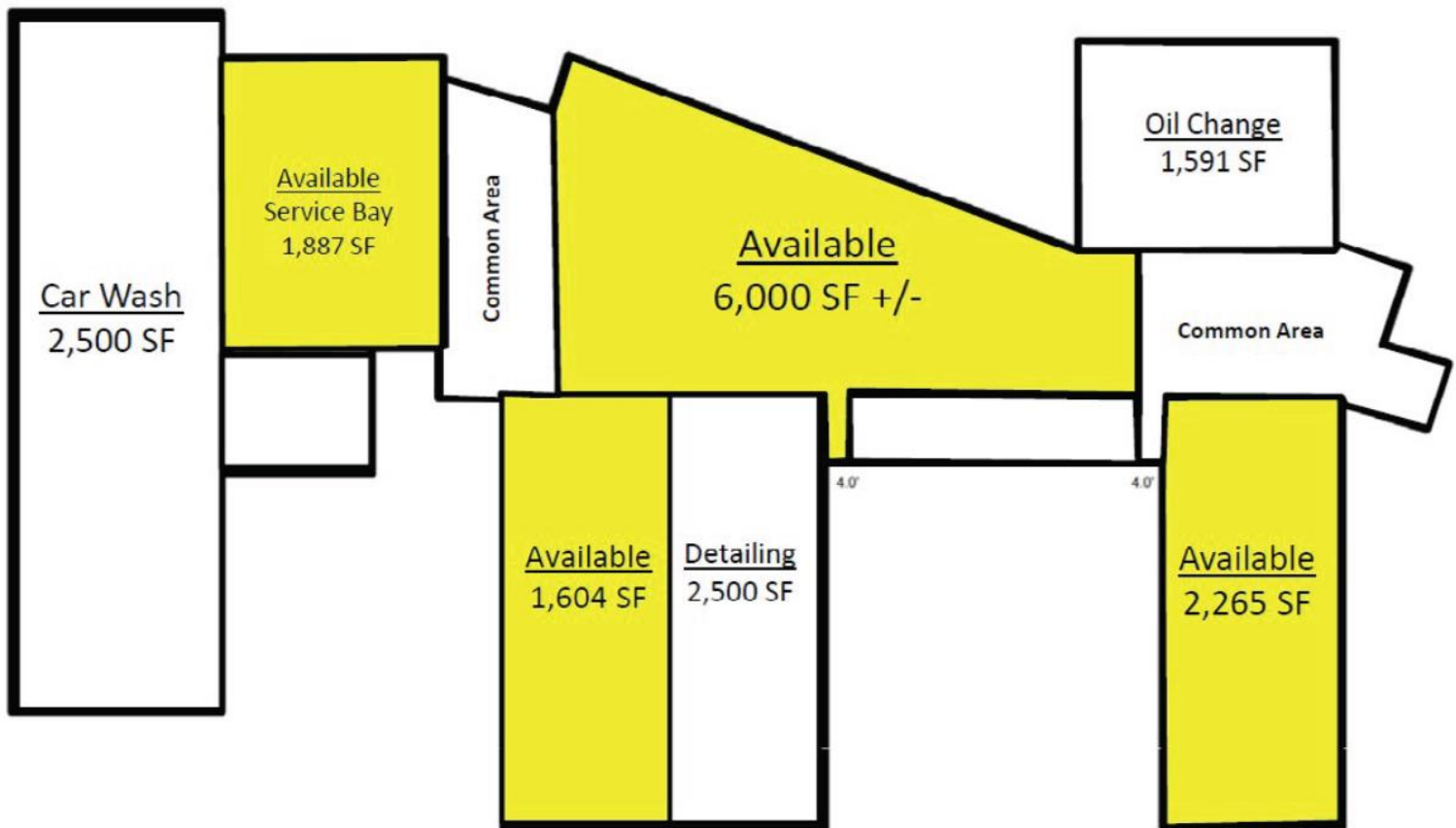
FOR LEASE > RETAIL

CANTON AUTO SERVICE CENTER

42601 – 42637 JOY ROAD | CANTON, MICHIGAN



> SITE PLAN



BEN ROSENZWEIG

PHONE 248 540 1000 EXT 1866

EMAIL ben.rosenzweig@colliers.com



BEN HUBERT

PHONE 248 540 1000 EXT 1864

EMAIL ben.hubert@colliers.com

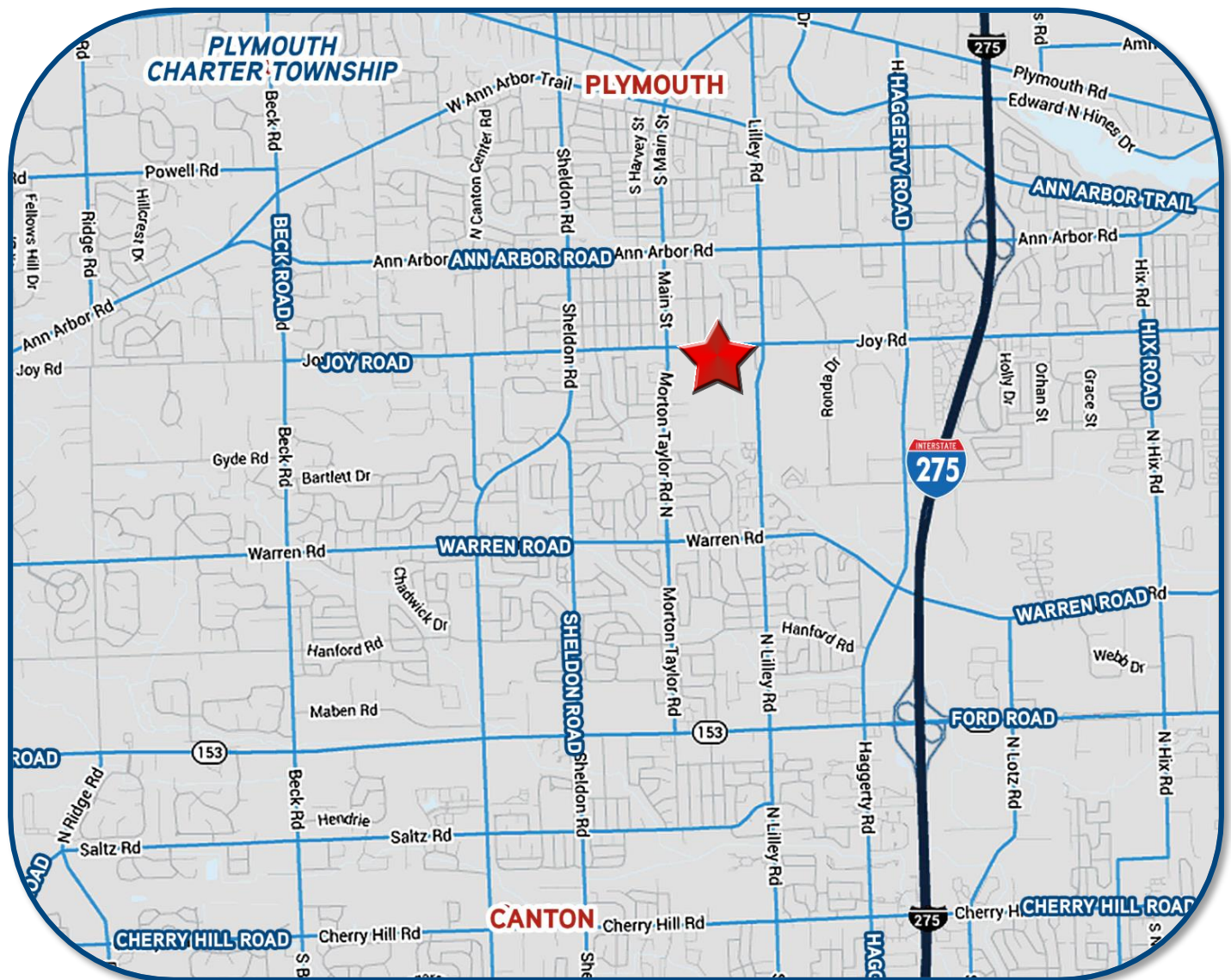
FOR LEASE > RETAIL

CANTON AUTO SERVICE CENTER

42601 – 42637 JOY ROAD | CANTON, MICHIGAN



> LOCATION MAP



BEN ROSENZWEIG

PHONE 248 540 1000 EXT 1866

EMAIL ben.rosenzweig@colliers.com



BEN HUBERT

PHONE 248 540 1000 EXT 1864

EMAIL ben.hubert@colliers.com

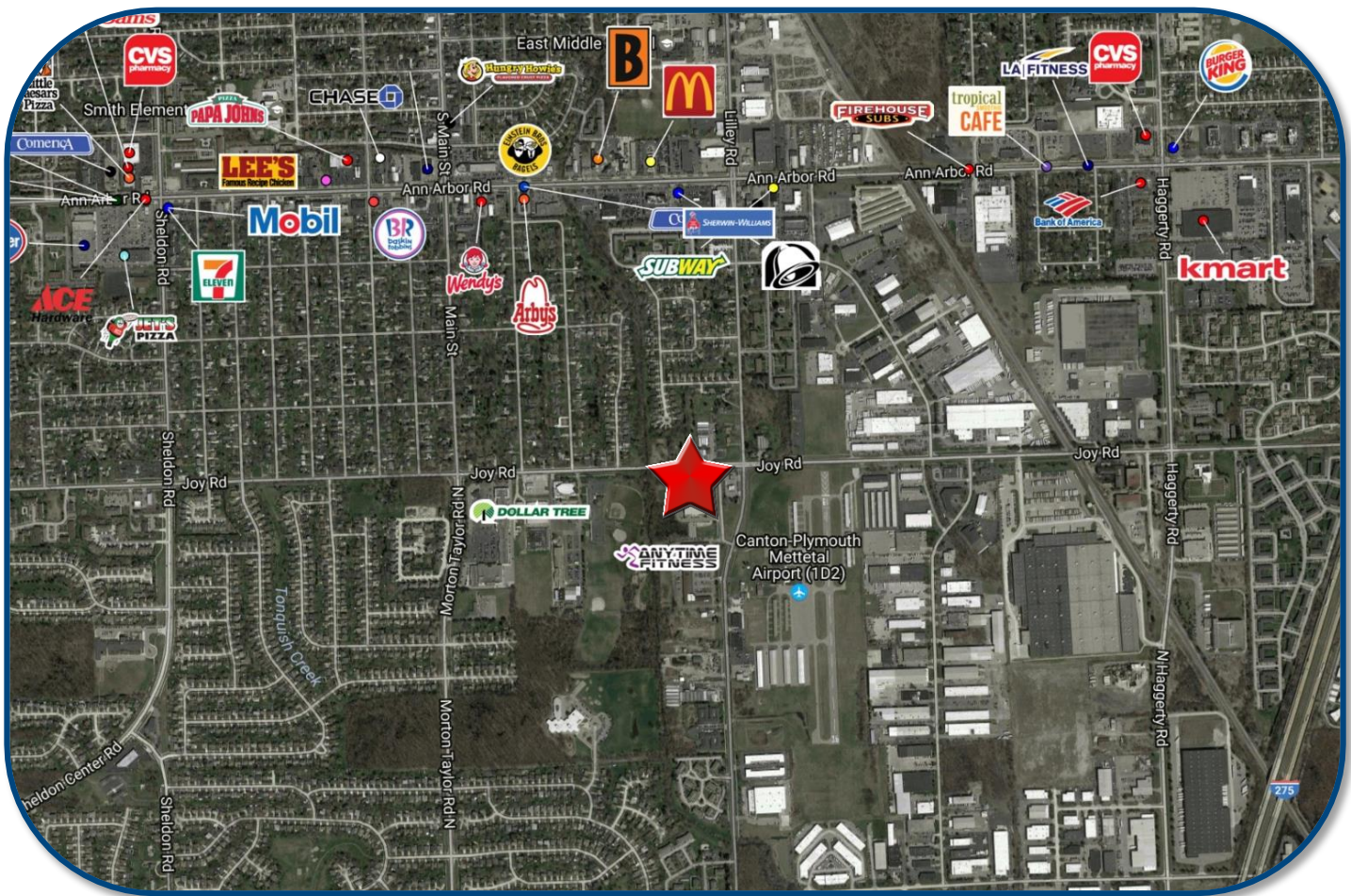
FOR LEASE > RETAIL

CANTON AUTO SERVICE CENTER

42601 – 42637 JOY ROAD | CANTON, MICHIGAN



> AREA MERCHANT MAP



BEN ROSENZWEIG

PHONE 248 540 1000 EXT 1866

EMAIL ben.rosenzweig@colliers.com



BEN HUBERT

PHONE 248 540 1000 EXT 1864

EMAIL ben.hubert@colliers.com

SUMMARY PROFILE

2000-2010 Census, 2016 Estimates with 2021 Projections

Calculated using Weighted Block Centroid from Block Groups



Lat/Lon: 42.3513/-83.4613

RS1

42601-42637 Joy Rd		1 mi radius	3 mi radius	5 mi radius
Canton, MI 48187				
POPULATION	2016 Estimated Population	8,352	80,304	200,311
	2021 Projected Population	8,081	77,763	193,377
	2010 Census Population	8,469	81,386	203,277
	2000 Census Population	8,613	81,295	192,198
	Projected Annual Growth 2016 to 2021	-0.6%	-0.6%	-0.7%
	Historical Annual Growth 2000 to 2016	-0.2%	-0.1%	0.3%
	2016 Median Age	38.4	39.2	39.7
HOUSEHOLDS	2016 Estimated Households	3,567	34,144	83,176
	2021 Projected Households	3,551	34,021	82,657
	2010 Census Households	3,478	33,209	81,076
	2000 Census Households	3,480	32,718	75,153
	Projected Annual Growth 2016 to 2021	-0.1%	-0.1%	-0.1%
	Historical Annual Growth 2000 to 2016	0.2%	0.3%	0.7%
RACE AND ETHNICITY	2016 Estimated White	83.1%	77.4%	75.9%
	2016 Estimated Black or African American	8.8%	11.3%	11.8%
	2016 Estimated Asian or Pacific Islander	5.1%	8.4%	9.3%
	2016 Estimated American Indian or Native Alaskan	0.3%	0.2%	0.2%
	2016 Estimated Other Races	2.7%	2.6%	2.8%
	2016 Estimated Hispanic	3.3%	3.2%	3.2%
INCOME	2016 Estimated Average Household Income	\$87,888	\$89,969	\$97,624
	2016 Estimated Median Household Income	\$77,408	\$75,808	\$81,580
	2016 Estimated Per Capita Income	\$37,560	\$38,289	\$40,588
EDUCATION (AGE 25+)	2016 Estimated Elementary (Grade Level 0 to 8)	1.3%	1.9%	2.0%
	2016 Estimated Some High School (Grade Level 9 to 11)	2.2%	3.8%	4.0%
	2016 Estimated High School Graduate	23.1%	19.6%	21.2%
	2016 Estimated Some College	23.3%	21.4%	21.2%
	2016 Estimated Associates Degree Only	9.2%	9.9%	9.6%
	2016 Estimated Bachelors Degree Only	28.2%	26.0%	24.7%
	2016 Estimated Graduate Degree	12.7%	17.4%	17.2%
BUSINESS	2016 Estimated Total Businesses	730	4,119	8,470
	2016 Estimated Total Employees	6,840	46,357	112,090
	2016 Estimated Employee Population per Business	9.4	11.3	13.2
	2016 Estimated Residential Population per Business	11.4	19.5	23.6

This report was produced using data from private and government sources deemed to be reliable. The information herein is provided without representation or warranty.