

FOR LEASE > EAST KC INDUSTRIAL PARK



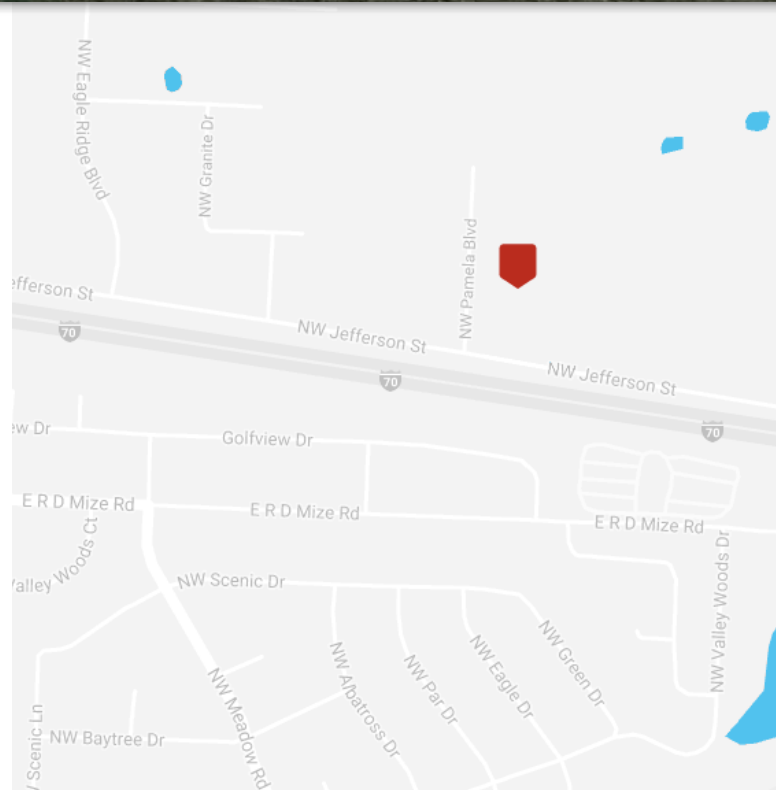
1101 NW Pamela Blvd

GRAIN VALLEY, MO



Property Details

- > Building size: 11,900 SF
- > Available space:
 - > Suite B: 2,100 SF (450 SF office)
- > Clear height: 12'
- > Loading: 6 drive-in doors (12' x 14') per building
- > Electrical: 200 AMP 120/208 V, 3-phase
- > Sprinkler: none
- > Roof: metal
- > Parking: 39 surface spaces
- > \$9.00 PSF gross industrial
 - > CAM included in rate
- > Year built: 2014
- > Great visibility & access to I-70



JOHN STAFFORD sior
+1 816 556 1184
KANSAS CITY, MO
john.stafford@colliers.com

TOM KENNEDY
+1 816 556 1118
KANSAS CITY, MO
tom.kennedy@colliers.com

COLLIERS INTERNATIONAL
4520 Main Street, Suite 1000
Kansas City, MO 64111
www.colliers.com

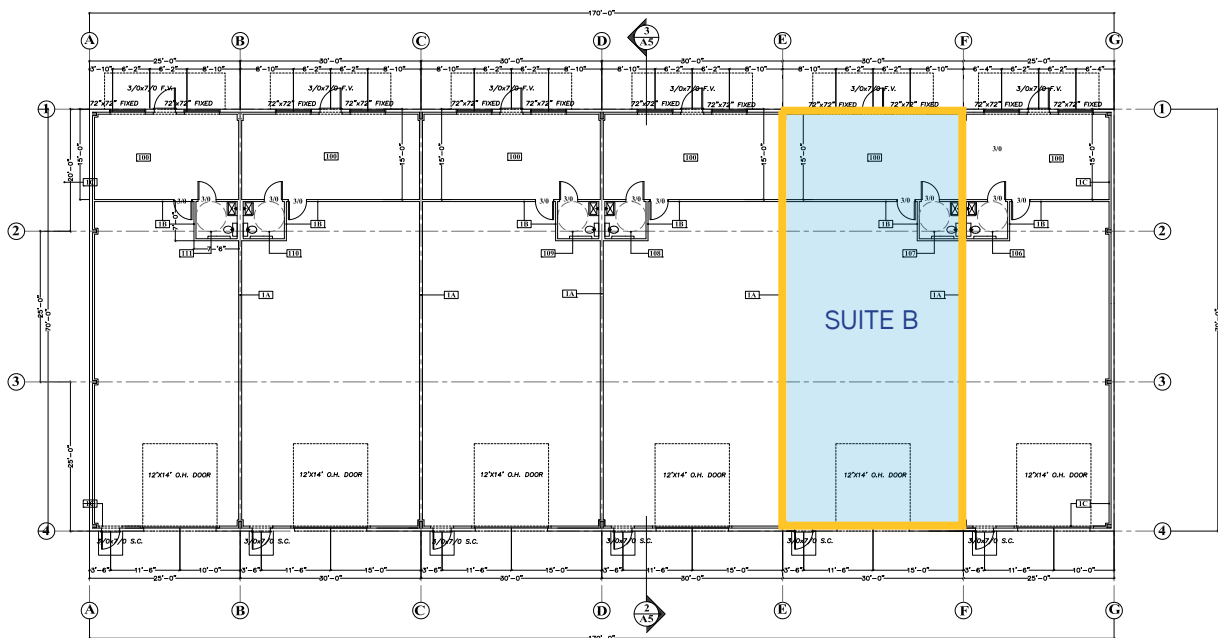
FOR LEASE > EAST KC INDUSTRIAL PARK

1101 NW Pamela Blvd

GRAIN VALLEY, MO

Floor Plan > 1101 NW Pamela

SUITE	OFFICE RSF	WAREHOUSE RSF	TOTAL RSF	RATE/RSF
B	450	1,650	2,100	\$9.00



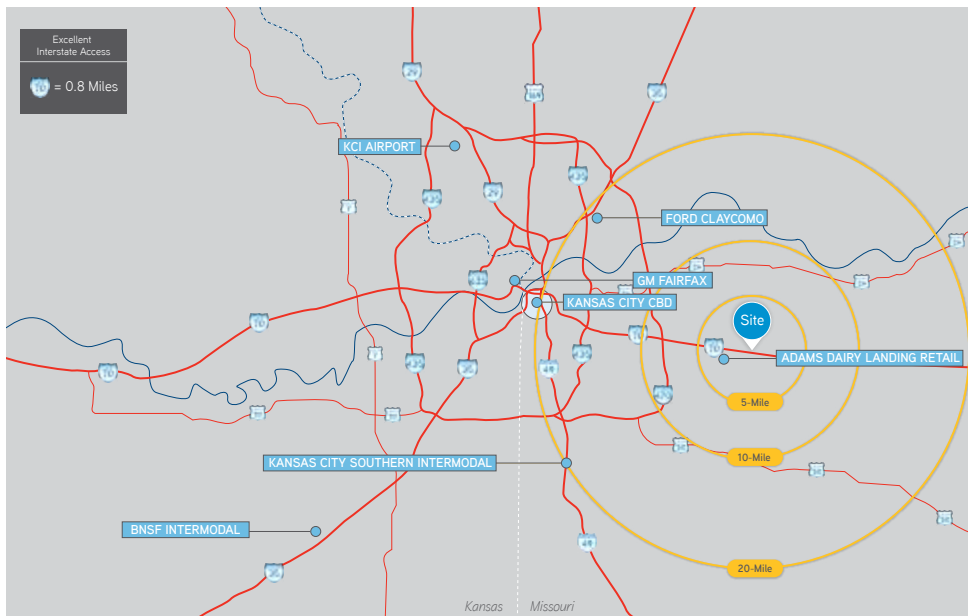
1101 NW Pamela Blvd



Contact Us

JOHN STAFFORD SIOR
+1 816 556 1184
KANSAS CITY, MO
john.stafford@colliers.com

TOM KENNEDY
+1 816 556 1118
KANSAS CITY, MO
tom.kennedy@colliers.com



COLLIERS INTERNATIONAL
4520 Main Street, Suite 1000
Kansas City, MO 64111
www.colliers.com

This document has been prepared by Colliers International for advertising and general information only. Colliers International makes no guarantees, representations or warranties of any kind, expressed or implied, regarding the information including, but not limited to, warranties of content, accuracy and reliability. Any interested party should undertake their own inquiries as to the accuracy of the information. Colliers International excludes unequivocally all inferred or implied terms, conditions and warranties arising out of this document and excludes all liability for loss and damages arising there from. This publication is the copyrighted property of Colliers International and/or its licensor(s). ©2017. All rights reserved.

