

STOCKBRIDGE

FOR LEASE

19901 SW 95th Place
Tualatin, OR

Tualatin Corporate Center, Bldg F
19901 SW 95th Place, Tualatin, OR 97062

Jerry Matson, SIOR, MBA
Vice Chairman
+1 503 499 0077
jerry.matson@colliers.com

Brian Yoakum, SIOR
Executive Vice President
+1 503 499 0070
brian.yoakum@colliers.com

Tom Knecht, SIOR
Vice President
+1 503 499 0069
tom.knecht@colliers.com

Colliers
Accelerating success.

Tualatin Corporate Center

19901-19999 SW 95TH PL, TUALATIN, OR

Leasing Opportunity | ±13,330 SF Industrial Space Available

Tualatin Corporate Center is a seven-building, 401,680 SF industrial and flex campus ideally positioned just south of Portland

FOR LEASE

Call Brokers for Pricing

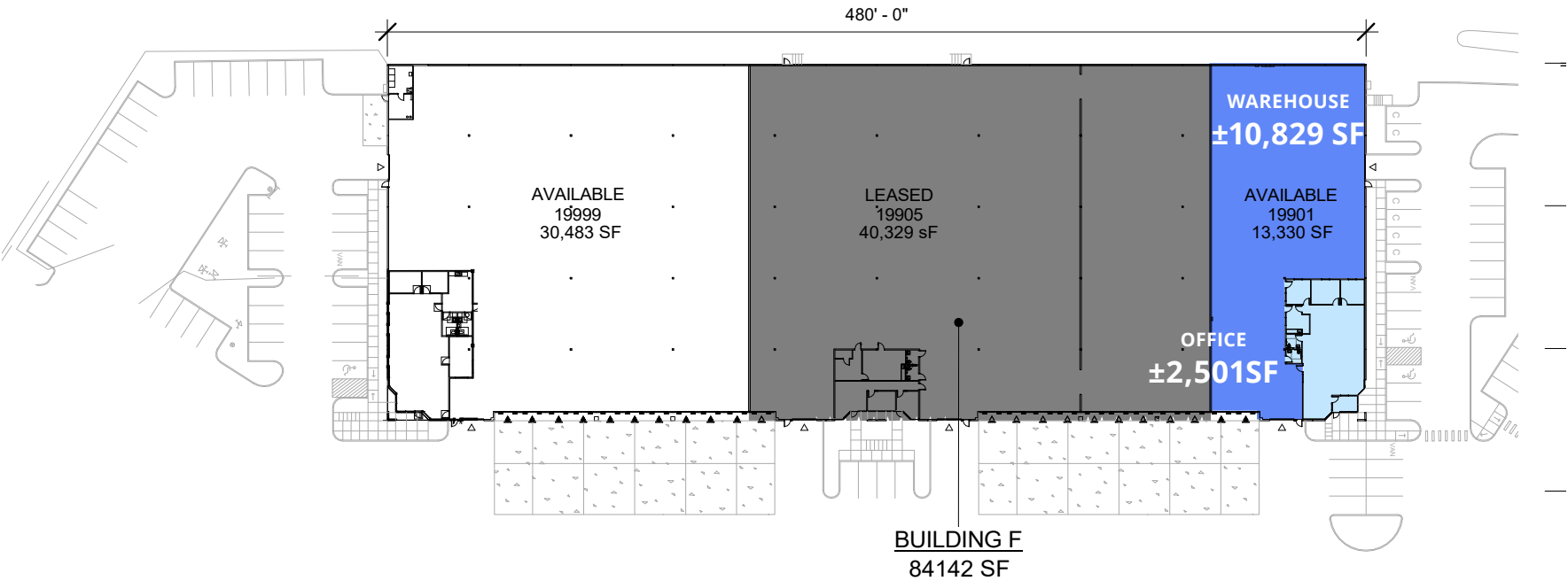
Tualatin Submarket:

Tualatin sits at the southern edge of the Portland metro and has evolved into one of the region's most important industrial nodes—a mature, well-connected submarket that blends highway access, established business parks, and a diversified employment base. The city's industrial areas enjoy direct proximity to Interstate 5, Highway 217, and quick links to I-205 and regional freight corridors, which together create efficient north-south and east-west distribution lanes for import/export, last-mile delivery, and regional distribution. National and regional companies such as Lam Research, UPS, and Pacific Foods have established a strong presence here, creating a business environment where suppliers, services, and skilled labor are readily accessible.

Property Details

Available SF	±13,330
Warehouse SF	±10,829
Office SF	±2,501
Construction	Concrete tilt-up
Ceiling Height	26'
Dock Doors	2
Grade Doors	2
Power	480V power to building
Fire Suppression	Sprinklers at 0.495 GPM over 2,000 SF
Parking	Ample
Zoning	Light Industrial
Other	Well-maintained and professionally managed building

Floor Plan

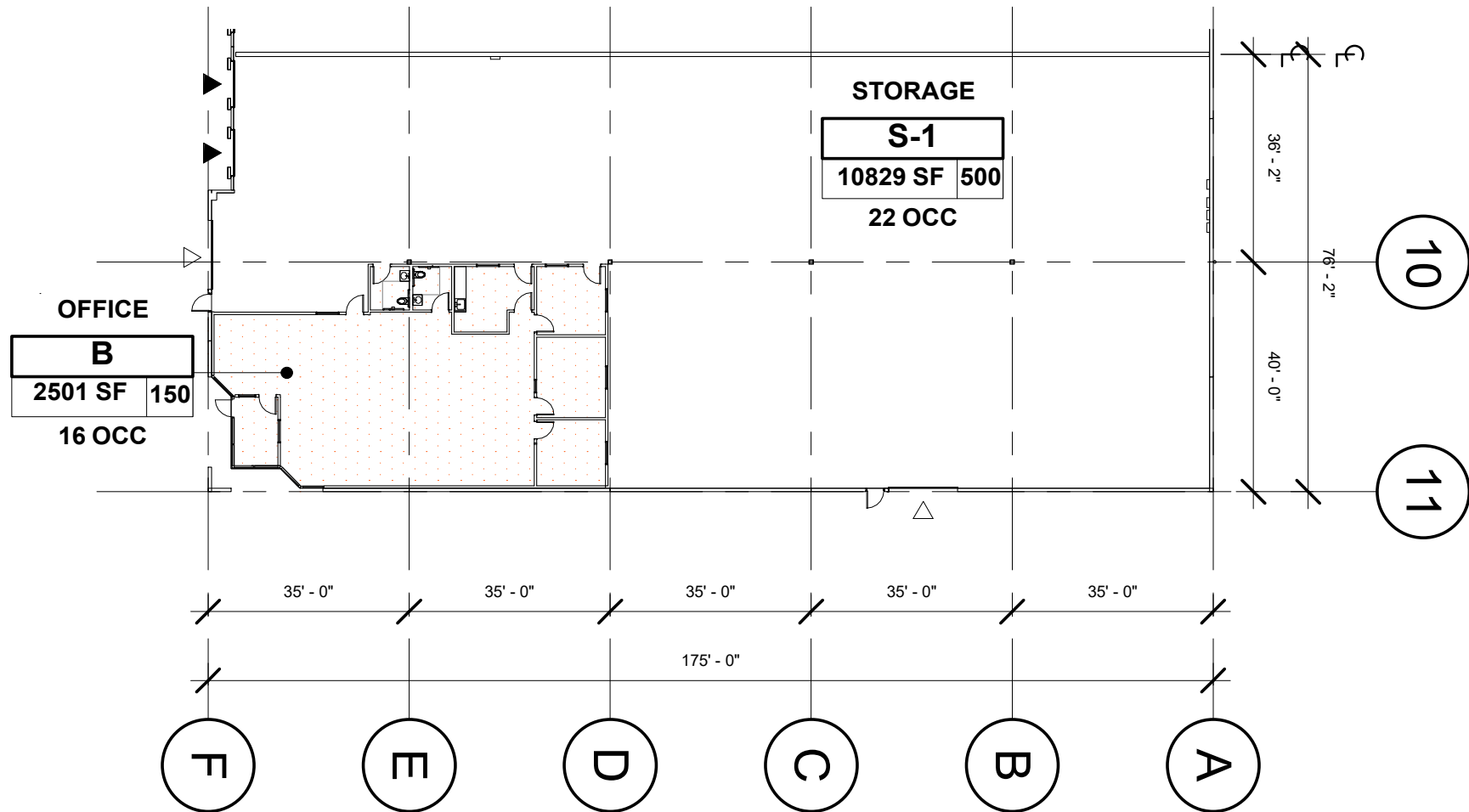


Property Features

- Quality industrial space
- Located within the highly sought-after Tualatin submarket
- Flexible Light Industrial zoning allows for a wide variety of light industrial uses or distribution tenants

±13,330
square feet
available

Space Plan



Area Map



Driving Distances

Interstate 5
1.5 miles

Interstate 205
2.3 miles

Downtown Portland
13.6 miles

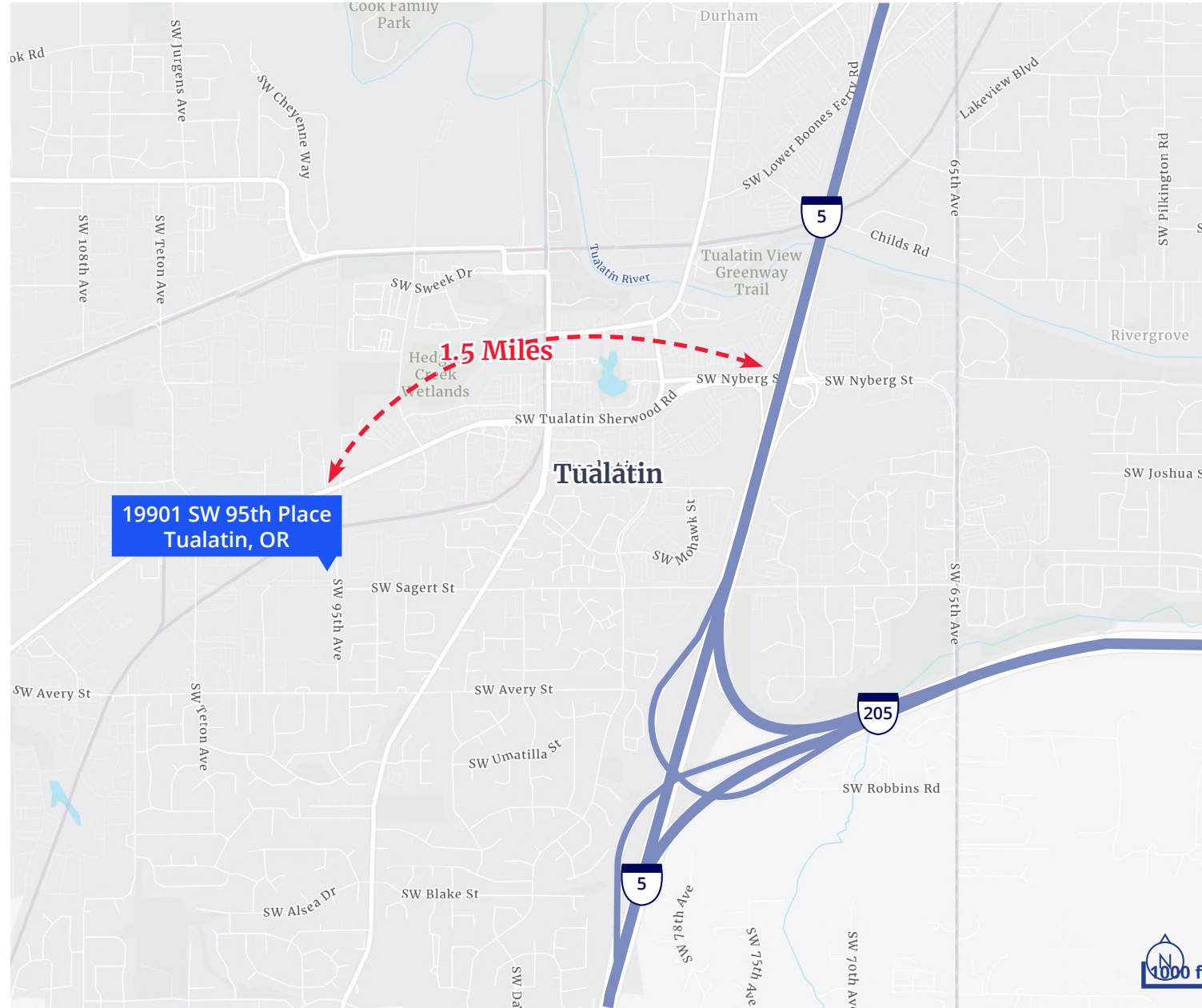
Interstate 84
13.7 miles

Portland Airport
23.7 miles

Wilsonville
5.5 miles

Salem
35 miles

Tacoma
156 miles



Building Photos



For more information, contact:

Jerry Matson, SIOR, MBA

Vice Chairman
+1 503 499 0077
jerry.matson@colliers.com

Brian Yoakum, SIOR

Executive Vice President
+1 503 499 0070
brian.yoakum@colliers.com

Tom Knecht, SIOR

Vice President
+1 503 499 0069
tom.knecht@colliers.com



Accelerating success.

This document/email has been prepared by Colliers for advertising and general information only. Colliers makes no guarantees, representations or warranties of any kind, expressed or implied, regarding the information including, but not limited to, warranties of content, accuracy and reliability. Any interested party should undertake their own inquiries as to the accuracy of the information. Colliers excludes unequivocally all inferred or implied terms, conditions and warranties arising out of this document and excludes all liability for loss and damages arising there from. This publication is the copyrighted property of Colliers and /or its licensor(s). ©2025 All rights reserved. This communication is not intended to cause or induce breach of an existing listing agreement. Colliers International OR LLC.