

SUBLEASE > 392,220 +/- SF



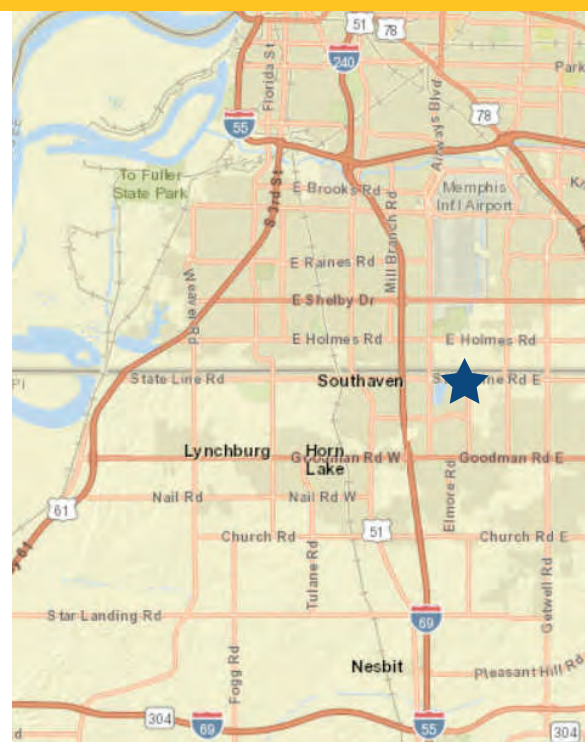
Stateline Business Park

BUILDING D, 8680 SWINNEA ROAD, SOUTHAVEN, MISSISSIPPI



Property Features

- > 392,220 +/- sf available
- > 5,804 sf main office
- > 9,222 sf climate controlled room
- > Shipping/Receiving: 2,472 sf (3 separate offices)
- > 32' clear height
- > Cross dock
- > Column spacing: 54' x 50'
- > Speed bays: 54' x 60'
- > 520' building depth'
- > 180' truck courts
- > 59 trailer spaces
- > 190 auto spaces
- > ESFR sprinkler system
- > T5 lighting
- > 80 dock high doors (9' x 10')
- > One drive-in door (14' x 16')
- > Sublease thru 8/31/2022



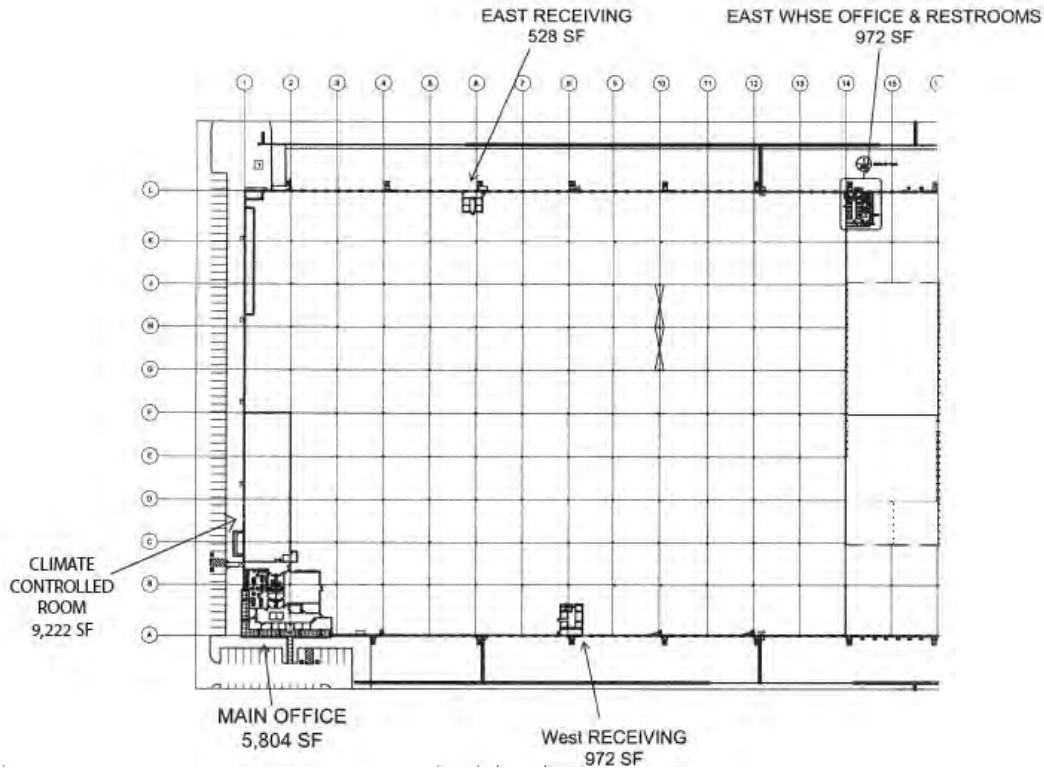
AGENT: ANDY CATES, SIOR
901 375 4800 | EXT. 4907
MEMPHIS, TN
andy.cates@colliers.com

AGENT: BRAD MURCHISON
901 375 4800 | EXT. 4917
MEMPHIS, TN
brad.murchison@colliers.com

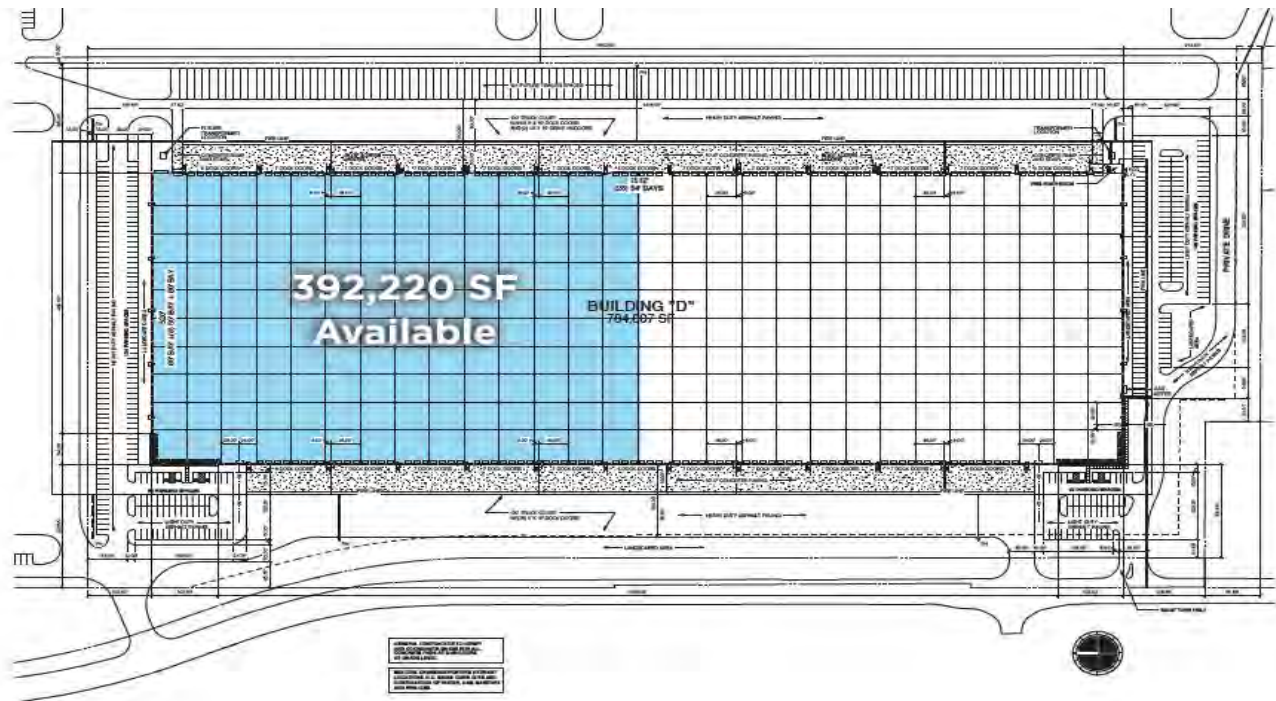
COLLIERS INTERNATIONAL
6363 Poplar Avenue, Suite 220
Memphis, TN 38119

www.Colliers.com\Memphis

8680 Swinnea Road > Floor Plan



8680 Swinnea Road > Building Layout



AGENT: ANDY CATES, SIOR
901 375 4800 | EXT. 4907
MEMPHIS, TN
andy.cates@colliers.com

AGENT: BRAD MURCHISON
901 375 4800 | EXT. 4917
MEMPHIS, TN
brad.murchison@colliers.com

