


FOR LEASE > INDUSTRIAL



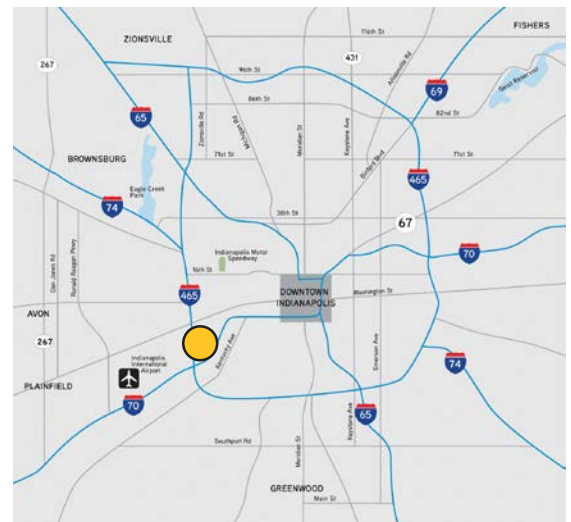
Park Fletcher – Building 19

1911 EXECUTIVE DRIVE, INDIANAPOLIS, IN



Property Highlights

- > 35,200 total SF building
- > Dock loading
- > Zoned I-3-S
- > Located in popular Park Fletcher Business Park
- > Immediate access to I-465 & I-70
- > 16' clear height
- > 100' – 120' building depth
- > Close proximity to downtown and Indianapolis International Airport
- > 2017 estimated operating expenses are \$1.81

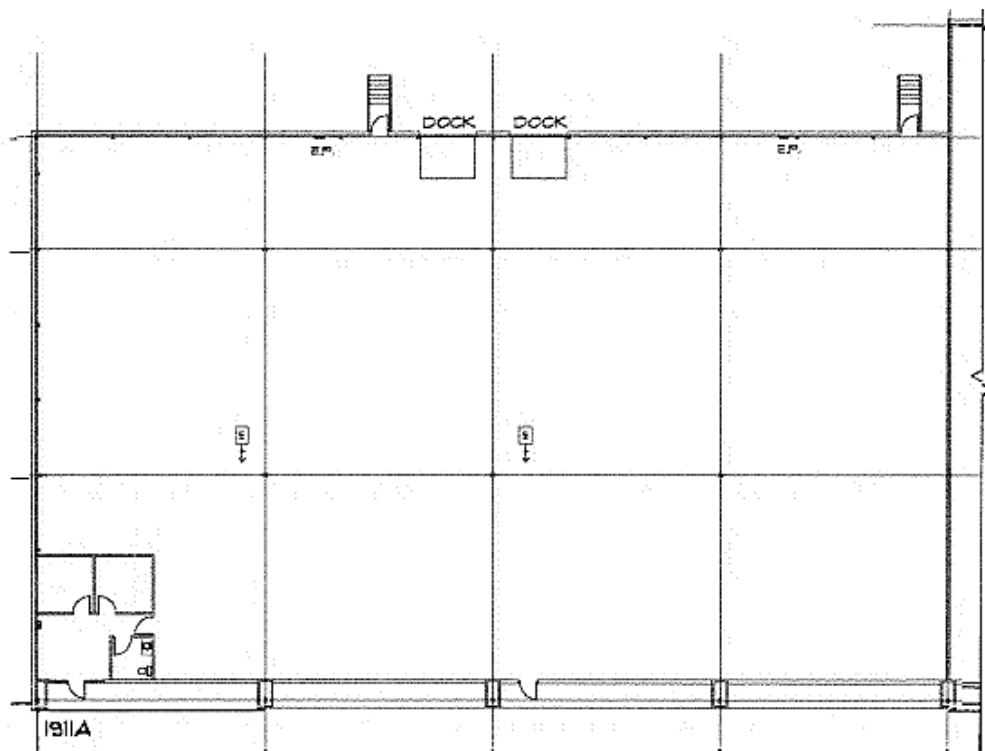


JASON SPECKMAN, SIOR
317 713 2115
jason.speckman@colliers.com

ABIGAIL SIEVERS
317 713 2166
abigail.sievers@colliers.com

COLLIERS INTERNATIONAL
241 N Pennsylvania St, Suite 300
Indianapolis, IN 46204
colliers.com

Floor Plan & Suite Specifications



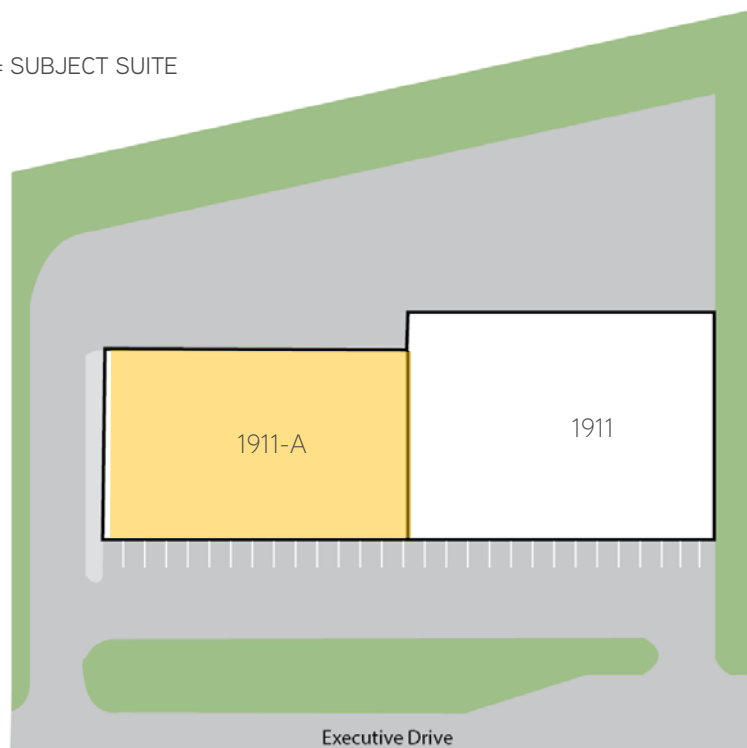
SUITE 1911-A

Office SF:	450
Warehouse SF:	15,550
<hr/>	
TOTAL SF:	16,000

SUITE SPECS

- > (1) dock door with levelers & seals
- > (1) drive-in door
- > 480/277 V / 400 amp / 3 phase, 4 wire power
- > Air lines throughout
- > Air conditioned warehouse
- > Dual warehouse restrooms

 = SUBJECT SUITE



OWNED BY:



Contact

JASON SPECKMAN, SIOR
317 713 2115
jason.speckman@colliers.com

ABIGAIL SIEVERS
317 713 2166
abigail.sievers@colliers.com